



RFN38
Motor protection
relay

Product designation

Product type designation

General characteristics

Number of poles	nr.	3
Overvoltage category		III
Pollution degree		3
Frontal IP degree		IP20
Type of release		Thermal
Protection fuse		
	gG (IEC)	A 4
	aM (IEC)	A 2
	RK5 (UL)	A 6
Phase failure detection		No
Reset mode		Manual or automatic

Power circuit characteristics

Rated insulation voltage U_i IEC/EN	V	690
Rated impulse withstand voltage U_{imp}	kV	6
Rated operational voltage	V	690
Operational frequency	min max	Hz Hz 0 400
Operational current I_e		
	Operational current min	A 1
	Operational current max	A 1.6
Tripping class		10A
Test Button		Yes
Trip indicator		Yes

Terminals

	type		Screw and washer
	screw		M4
	width	mm	12.6
	tool		Phillips 2

Tightening torque for terminals

	min	Nm	2
	max	Nm	2.5
	min	lbin	1.5
	max	lbin	1.8

Conductor section

	AWG/kcmil max	8
--	---------------	---

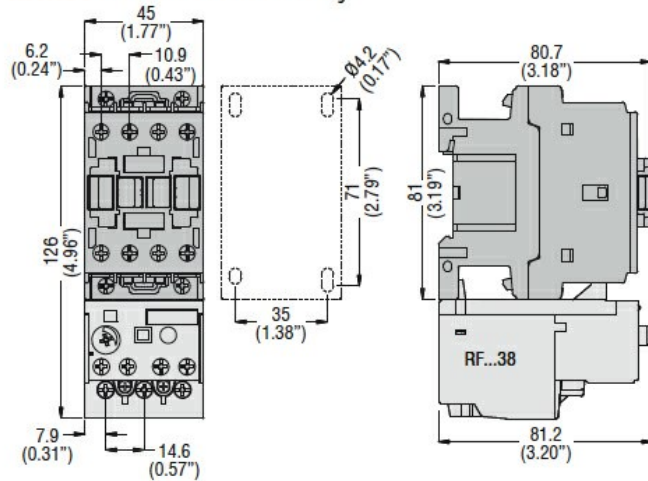
Auxiliary circuit characteristics

Auxiliary contacts	NO	nr.	1
--------------------	----	-----	---

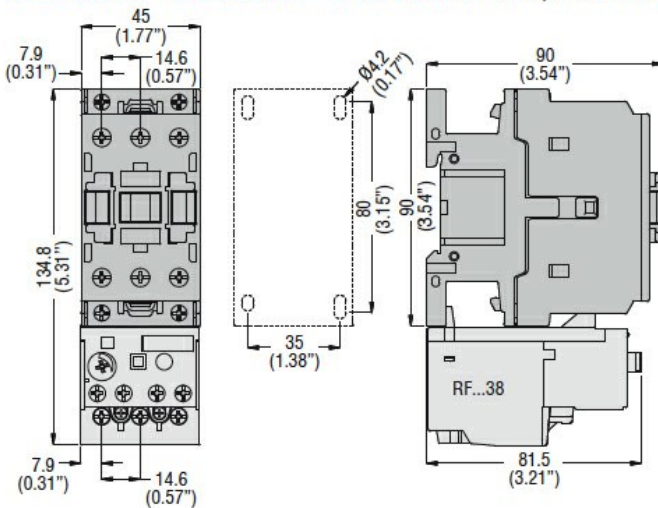
	NC	nr.	1
Auxiliary Rated insulation voltage Ui IEC/EN		V	690
Auxiliary Rated impulse withstand voltage Uimp		kV	6
Auxiliary Rated operational voltage		V	690
Operating current AC15			
	24V	A	3
	120V	A	3
	240V	A	1.5
	380V	A	0.95
	480V	A	0.75
	500V	A	0.72
	600V	A	0.6
Operating current DC13			
	125V	A	0.11
	600V	A	0.22
IEC Conventional free air thermal current Ith		A	10
Terminals			
	Auxiliary circuit type		Screw and washer
	Auxiliary circuit screw		M3,5
	Auxiliary circuit width	mm	8
	Auxiliary circuit tool		Phillips 2
Conductor section			
	Auxiliary circuit Flexible w/o lug max	mm ²	2.5
	Auxiliary circuit Flexible c/w lug max	mm ²	2.5
Tightening torque for terminals			
	Auxiliary circuit min	Nm	0.8
	Auxiliary circuit max	Nm	1
	Auxiliary circuit min	lbin	0.59
	Auxiliary circuit max	lbin	0.74
UL/CSA and IEC/EN 60947-5-1 designation			B600-R300
Ambient conditions			
Operating temperature			
	min	°C	-25
	max	°C	60
Storage temperature			
	min	°C	-50
	max	°C	70
Compensation temperature			
	min	°C	-20
	max	°C	60
Max altitude		m	3000
Mechanical features			
Operating position			
	normal allowable		Vertical plan ±30°
Weight		g	160
UL technical data			
Full-load current (FLA) for three-phase AC motor			
	at 480V	A	1.6
	at 600V	A	1.6
Dimensions			

MOTOR PROTECTION RELAY, NON PHASE FAILURE / NON SINGLE PHASE SENSITIVE.
THREE POLE (THREE PHASE), MANUAL OR AUTOMATIC RESETTING. DIRECT MOUNTING
ON BF09 - BF38 CONTACTORS, 1...1.6A

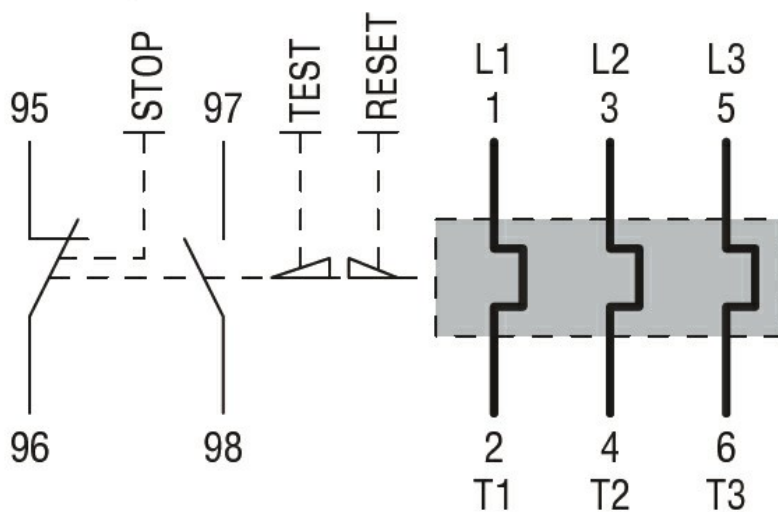
BF00 A... BF09 A... - BF12 A... - BF18 A... - BF25 A... three poles with
RF...38 thermal overload relay



BF26 00A... - BF32 00A... - BF38 00A... three poles with **RF...38** thermal overload relay



Wiring diagrams



Certifications and compliance

Compliance

CSA C22.2 n° 14

IEC/EN 60947-1

IEC/EN 60947-4-1

MOTOR PROTECTION RELAY, NON PHASE FAILURE / NON SINGLE PHASE SENSITIVE.
THREE POLE (THREE PHASE), MANUAL OR AUTOMATIC RESETTING. DIRECT MOUNTING
ON BF09 - BF38 CONTACTORS, 1...1.6A

Certifications

UL508

CCC

cULus

EAC